

Vettester

The Magazine of the Corvette Club of Northern Delaware

POLISHING

VEEDOL
MOTOR OIL

648


MIKE CIRILLO

15104 AMBAUM BLVD.

MAY 2005



STOP YOUR MOTOR - NO SMOKING



My Two Cents



by Jack Layton

I hope this is not a sign for the season, but this is the first time that I can remember that the club's first 2 events have been hampered by rain. Let's hope Mother Nature cooperates next month for the cruise to the beach for Sunday brunch.

By now, most of you know the trailer is ready to go. Steve Blanchies brought it to the April meeting, and it looks very nice

Regarding the club website, it is now up and running. There have been quite a few positive comments about the sight. If you have not checked it out yet, be sure to bookmark the new site if you have it in your favorites list.

Mike Metcalf has secured June 3rd, which is a Friday night, for our Blue Rocks outing. It also happens to be fireworks night as well. We have reserved the picnic area. The cost is \$21.00 per person, not \$25.00 per person as mentioned in the last newsletter. As of the last meeting, we have 25 people already signed up. Mike is also trying to see if we can get 10 cars to parade around the field before the game. If you are interested in attending, be sure to contact Mike either by phone or email.

Mike also reported that he has found a new supplier – Dream Graphics -for the club apparel. If you wish to purchase any clothing, again be sure to contact Mike.

The Concord Mall show set for June 5th is starting to fill up. At the present time, I have 10 cars signed on. I am looking for another 5 to 10 cars to fill out the field. I already have 10 to 12 bikes signed up.

If you or anyone you know is interested in attending, the cost is \$10.00. You can contact me by phone or email.

Speaking of Concord Mall, our annual Fathers Day show is June 19th. Unlike the June 5th show, this is for club members only. We need around 25 cars for this show. At the present time we have 7 cars signed up. Contact me if you are interested. The cost is \$10.00.

The VA Hospital contacted the club and inquired if we could help them out by bringing 6 to 8 cars to their annual Carnival being held on May 7th. I am happy to announce that we have 7 cars representing CCND. This carnival is strictly for the Veterans, and it allows them to enjoy seeing some nice cars. They also invited some bikes as well, and there will be other events going on that day.

Bob Gerber announced that the City of New Castle asked the club to participate in their annual Separation Day event being held on June 4th. There were quite a few people at the last meeting who thought it was a good idea. The club looks to be well represented at this event. You can contact Bob if you need more information, or if you are interested in attending.

And....finally, as we speed through the first four months of 2005, be sure to brake and take in some of the scenery that is disappearing faster than Frank Ventresca coming home from the rally a couple of weeks ago.

And as always... thanks for letting me put in "My Two Cents".

CCND OFFICERS		
President	JackLayton	998-9434
Vice President	Joe DeSanta	832-7147
Secretary	Christine Carlantonio	984-9558
Treasurer	Harvey Smith	376-0200
NCCC Gov.	Dave Morales	475-8560
Show Chairman	Bob Gerber	633-6594
Social Chairman	Lynn Blanchies	322-6649
Member at Large	Mike Metcalf	731-7852
NewsMag Editor	Steve Blanchies	521-1961cell

Baby Gets a Makeover by Barry & Linda Kimmelman

Part 2 – Body Repairs

In last month's article we discussed why this 1965 Coupe was in the paint shop and the details of stripping the paint off her. This month's article will discuss the repairs that were made to the body in preparation of the new paint job. This was a major part of the job and the most important. No matter how good the paint itself looks when it's applied, if the body underneath the new paint isn't repaired and prepped properly the car will never look good and in the worst case can damage the new paint soon after it's finished. A lot of time and care was taken on the car at this point to ensure the total job comes out correct.



Overall the body of this car was in decent shape but it did have some areas needing to be worked on. There were some minor cracks around the rear window frame, some areas of the fiberglass around the hood surround that were thinner than they should have been because of prior work done incorrectly by past owners, a small crack on one of the wheel wells, some areas around the top corners of the windshield had been sanded down too far in the past causing the windshield trim molding to not sit as flush as it should, and the door gaps were not consistent around the doors – some of the gap areas were too narrow and other areas were way too wide. A perfect example of this is on the upper backside of the driver's side door – you can see the gap is narrower below and widens considerably as it gets up toward the roofline

(pic # 6). Additionally, the peaks of the front fenders had been somewhat rounded over from someone over sanding in the past so those needed to be rebuilt and shaped properly.



Joe (the bodyshop owner) went over every inch of the car top to bottom, front to back, once all the paint had been finished being stripped off to see if there were any other areas on the body we hadn't seen that needed repairs. Luckily, except for the very minor cracking around the rear window frame, which is pretty common, no fiberglass repairs had to be made past the doors. Everything that needed to be fixed was at the doors for the gaps or forward.

After inspecting the entire car completely, Joe started laying down new fiberglass on some thin areas on the hood surround and working on the front fender areas. The front fenders required a fair amount of work to rebuild the shape properly where all the Bondo had been removed and there had been previous repairs made in the past. This included the areas where the fender flairs had been added in the past and later removed (pics # 7, 7a).




With the front fenders and hood surround redone with new fiberglass (NO Bondo on THIS car at all now, thank you very much. Refer back to Part 1 of this article for reference to the Bondo found on the body) Joe could concentrate on the door gaps. This was a very time consuming job to get it done



properly but it was one of the areas that I was determined to have as good as possible. Joe made sure the gaps are a very consistent and even 1/8" all the way around the doors. This involved taking the narrow gap areas and shaving the fiberglass down until the gap was the correct size. The harder part was to take the gap areas that were too wide and build them up again with fiberglass. A few areas had gaps wide enough that Joe used a very interesting technique. He actually laid fiberglass completely over the door gap opening in a few places on both doors and let the fiberglass set up until it was nice and hard. This effectively fiberglassed the doors shut (pics # 8, 8a). He then cut through the new fiberglass creating a new clean gap. After sanding down the edges to smooth them we ended up with a new gap of perfect size. The difference was amazing, as can be seen here comparing the "before" shot and the "after shot (see pics # 6, 9).



Now that the front fenders, hood surround, and door gaps were done, the next step was the corners of the roof of the car in the front just as the roof joins the windshield pillars. These corners had been previously sanded down too far in the past (someone in the past LOVED to practice their fiberglass sanding skills on this car it seems) and it created a problem where the Stainless Steel windshield trim molding didn't sit flush against the fiberglass. It looked as if the molding pieces were sticking up because the level of the fiberglass was too low. Joe laid down new fiberglass in these areas to build them back up carefully (see pic #10). This involved installing the trim moldings and



checking the height difference required to rebuild, removing the molding and laying down the fiberglass and letting it set up. The molding then had to be reinstalled to check the fit, removing it again, and laying down more fiberglass. This was a process that also took some time to get just right. Because of the way the trim molding fits on the car it has to be perfect or it becomes very noticeable to anyone familiar with the Midyear cars.

The next step after the roof repairs was the areas around the headlight buckets. There had obviously been prior repairs done here and not done very well. The top corners needed some work to look correct and smooth, plus a few minor cracks had to be repaired by laying down yet more fiberglass (see pics # 11, 11a).



There are many methods people will use when working with fiberglass but after approx 30 years of working with fiberglass and specializing in older Vettes, Joe prefers to use the loose fiberglass strands instead of the woven fiberglass "cloth". Also, he uses as little fiberglass resin as possible when laying down the loose strands. Only use enough resin to get the strands to lay down smooth and proper, as too much resin creates a repair that is brittle and can crack over time. The resin is actually fairly weak and the real strength comes from the fiberglass strands themselves.

While the fiberglass repairs were being made, the headlight buckets that had been removed from the car were completely disassembled. Since these are actually made from metal and not fiberglass, they were stripped down by using a small sandblasting machine in his shop. We discovered 2 small dings in them so these were straightened and set aside to be ready to be primed.



At this point, glue was applied all around the car at the bonding strip areas. These are the areas on the car where all the various different panels are attached to each other. By applying this glue it serves to strengthen the bonding areas. This can be seen in pic # 12 – the green strip is actually the glue after it was applied to the bonding lines. Once that glue hardened the entire car had to be sanded to smooth down all the fiberglass repairs and the glue.



Although the body of the car was now in much better shape with all the repairs completed, it was still a sad sight to look at her without any paint and seeing all the fiberglass patching spots on her but the next step would improve that. That step was applying the sealer. The sealer seals the fiberglass, which is very porous and gives a solid base for the primer. Once applied, the sealer looks very much like primer (all gray) but at least the car is now all one uniform color. With the sealer laid down (pic # 13) it

also makes it easier to go over the car completely once again to check if any minor cracks, pinholes, or any other flaws in the body remain. After the inspection Joe found two more very minor cracks in the rear wheel wells that he then fixed with fiberglass and sanded smooth.

The last step on the repairs was the hood. The frame that holds and supports the actual skin of the hood was loosening up in a few places so glue was applied to reattach the hood skin to the frame.

The next step on the car meant that we were getting close to our goal. It was time to apply the primer. Because this is actually part of the painting process we will continue next month. Part 3 will show you the priming, painting and reassembly steps and the final end result of Baby's makeover.



FRIDAY NIGHT AT THE TRACK

Just a little follow up to my discussion about FATT (Friday At The Track) at Summit Point Raceway at the April CCND meeting.

I have booked Friday, May 27th and the lady at the track said they have several more openings currently available. This date features their brand new Shenandoah circuit. It would be great if a group of us Vette owners could leave from a central meeting place and



all drive up together.

The course is only about 160 miles from Wilmington

and is close by to nearby historic Charles Town, WV. We would leave Thursday about 6:00PM and overnight in nearby Charles Town. Or, some could also leave VERY early Friday morning, but all entrants have to be at the track for inspection/registration from 8:00AM-8:45AM. I have preferred going the night before in the past, as it's less hassle and no morning rush hour traffic on I-95 or I-70.



The cost is \$225 for all day and includes 2 class room sessions, (4) 20 minute track sessions with your car and your personal instructor on their 2 mile-14 turn-road course, and 1 or more sessions on their 300 foot wet skidpad in their Chevy Caprice police training vehicles. You will be driving as fast as you want by your fourth session. Best time I have ever had in a car!

Here are some links for Summit Point Raceway and I will email some pictures from last year separately. They also have FATT dates every month until November if we can't get together in May. Let's make this happen!



<http://www.summitpoint-raceway.com/>

<http://www.bsr-inc.com/FATT.HTM>

Steve Konizer

610-274-3684

610-274-3685

steve@konizer.com

Cherry Blossom Festival at the Granite Run Mall...

Text by Andy Rumford

Photos by Alex Rumford



Sunday, April 17th was a "winner, weather wise" by anyone's standards. Sunny and 70 degrees, it was a great day for a cruise or a show. The Historic Car Club of Pennsylvania held it's first ever Cherry Blossom Festival car show at the Granite Run Mall. The show attracted 200+ cars of all makes and models, as well as MANY on lookers. There were 50 Corvettes in the field of 200...everything from a 1955 to a 2004. The "sports car" award of the day went to a 1959 Vette...a real beauty. County Corvette was in attendance as one of the 3 sponsors for the day. With rides for the kids, plenty of food available, great looking cars and the sun shining brightly, it turned out to be a great event for all involved.






Well the weather did not cooperate at another big club function. Rain, rain, sunshine and more rain. We were joined by a couple from Keystone Corvette Club, so that gave us a total of 12 for the biggest smorgasbord I have ever seen. Problem being is I like to try a little bit of everything, but there is just so much there and that makes it is impossible to do. But I did give it a good try. The food was great as usual. After eating, a few members went to the even larger gift shop in the basement....Steve Blanchies





We went to **Red Robin Gourmet Hamburgers** on Tuesday, April 12th. Twenty members of the club attended. Some of the usual faces but it was nice to see some new member attend. The food was great and the company was even better. The wait staff sang Happy Birthday to Jack.

Hope to see you at an event soon...Steve Blanchies



KEYSTONE STATE CORVETTE CLUBS Road Rally and Poker Run



Benefiting Spina Bifida Association of the Delaware Valley

There were 30 Corvettes participating in Keystone's 2005 Fun Road Rally & Poker Run on Sunday, April 17, 2005. The Corvettes were from several different clubs and CCND was represented with 6 club cars.

We started the day by meeting at Perkins Pancake House in Avondale for breakfast and then it was off to registration in Morgantown, PA in a large parking lot behind the McDonalds. It was like a Car Show with all the people stopping and looking at all the Vettes waiting to begin the rally.

We received our tech check, driver instructions and then drew numbers to obtain our place in the starting line. Lynn and I drew #4. We pulled up, received our instruction and a playing card and then at our timed interval we started our run. Off to the countryside to roads we had never seen before, reading clues and looking for answers as we drove our 65 mile route. We stopped at several golf courses for clues and asked golfers for answers to our bonus questions. The maximum allowable course time was 4 hours.



KEYSTONE STATE CORVETTE CLUBS Road Rally and Poker Run continued:



After 2 hours 19 minutes we were at the end of the rally route at an Antique Mall where we checked in and they checked our answers. Several CCND cars arrived close to the same time, so we walked around the Antique Mall waiting for everyone to return. I received a call from Dave Steele about 3 hours after the rally had begun and he wanted to know if we had gone to Ephrata – No you're way off course. Dave and Ginny had gotten # 13 for their starting position. Well the Steele's were the last Corvette to return just 12 minutes before the 4 hour deadline.



With all the Vettes back we went to the restaurant at the Antique Mall where they had a special menu for us to choose from. The food was good and we filled the room that was set aside for us. Then we had the awards. CCND had a very good showing for the day. Jack & Janet, Chris & Tami Kadow and Dave & Ginny Steele won door prizes. Then they handed out all but the top ten finishers score sheets. Frank and Thersa Ventresca had come in second place. The poker prize winners were Chris & Tami Kadow with 3 Queens. They received a large trophy with another door prize.



After hearing everyone talk about doing this last year, Lynn and I wanted to try this out. It was a really great time. We learned a few things that we can use when we do it again next year. What about that #13 from CCND? Well on the way home the group that were retuning to Newark went down Rt. 741 with the intent on taking Rt. 896 to Newark but #13 was last seen missing the turn onto Rt. 896. I wonder who was giving directions this time. Does anyone know if they have made it back yet? Only time will tell.

Steve Blanchies



KEYSTONE STATE CORVETTE CLUBS Road Rally and Poker Run continued:



Upcoming Events




May 3 **CCND Meeting @ Kahunaville 7PM**

May 6-8 Wheels & Wings Show, Millville, NJ

May 22 **Run to the Beach** - Sunday Brunch at Rusty Rudder in Dewey Beach
Cost \$11.95 approx. Leave Park n'Ride Prices Corner 8:45am
Please reserve boatwidow@comcast.net or 322-6649

May 30th Delaware Memorial Day Parade for the Delaware Veterans Association,
5:30 PM. The club will receive \$25 per car that attends the parade up to
\$200.00. Convertibles are needed to carry dignitaries. Please Reserve.



June 3 **CCND Night at the Blue Rocks.** Drive your Corvette on the field. We
are reserved at the 'all you can eat' picnic area. Fireworks. \$21.00 per
person. Please sign up at the May meeting or Mike Metcalf @ 731-7852.
Bring the whole family

June 5 **Concord Mall - American Muscle Cars & Custom Bike Show.**
Please volunteer to help at the table. The club gets paid for the show.

June 7 **CCND Meeting Kahunaville @ 7:00pm**

June 12 Corvettes for a Cure 10-4 Phoenixville Pa.

June 19 **CCND Fathers Day Corvette Show at Concord Mall**
This annual event is also a great turnout. Please let Jack know
if you can bring your car. Room for about 25 cars.

May Birthdays

Alice Smith 5/2

Bob Avery 5/15

Jay Brantner 5/4

Ruthanne Miler 5/19

Todd Lehman 5/10

Debbie Corrado 5/24



CCND APRIL MEETING MINUTES



Meeting was called to order at 7:05 p.m. by Jack Layton on April 5, 2005. Forty-seven members were present.

New Members: Tom Boone and Walter Chechila

Vice President's Report: Joe DeSanta reported 72 paid members. Need "Member of the Month" articles.

Treasurer's Report: Harvey Smith presented the Treasurer's Report. Motion was made and seconded to approve the report as presented. MOTION CARRIED.

Member at Large: Mike Metcalf reported that he has switched to Dream Graphics for club apparel. Their pricing was the best out of three choices. Have a test logo on disc. Catalogs are available.

Blue Rocks game. Fri. June 3rd, fireworks night in the picnic area, \$21/person, club is committed for 25 tickets.

NCCC Governor: Dave Morales had nothing new to report.

Newsletter Editor: Steve Blanchies brought new club trailer to meeting. Will be e-mailing a link for April newsletter. Thanked Joe DeSanta for all his help on the newsletter. Jack thanked Steve for work on getting the new club trailer.

Social Chairperson: Lynn Blanchies reported on upcoming activities:

Tue. 4/12	Red Robin Restaurant
Sun. 4/17	Keystone State Rally
Sat. 4/23	Shady Maple
Sun. 5/22	Run to the beach
Fri. 6/03	Blue Rocks
Sun. 6/05	Concord Mall (muscle cars/custom motorcycles)
Sun. 6/19	Concord Mall (Father's Day)
Sun. 9/18	Renaissance Fair

Show Chairman: Bob Gerber handed out a preliminary flyer and asked for constructive feedback. He also handed out sponsorship and door prize letters.

Janet Taylor: Janet reported that Andy Rumford has put in 150 hours on the web site. Should be up and running in a couple of weeks.

Jack Layton: Keystone State Corvette Club poker run on Sun. April 17, meeting at Perkins Restaurant on Route 41 north of Avondale for breakfast at 8am. \$15/car registration, limited to 40 cars. Run approx 65 mi through Lancaster County. Rain Date Sun. 4/24.

Concord Mall June 5th specialty show will include muscle cars, custom hot rods, street rods, custom motorcycles, \$10 registration – arrive 7:30 – 9:30 a.m.

Concord Mall Father's Day show June 19. Looking for about 25 cars.

Club purchased brick for the St. Louis Corvette Museum.

New Business: Bob Gerber invited club members to participate in the Separation Day celebration in the City of New Castle. They are looking for corvettes to carry dignitaries. Parade starts 11:00 am (must be there by 10 a.m.) Games, food, etc. 7:30 pm concert, 9:30 p.m. fireworks

50/50: \$10 gift certificate for True Value Hardware – Tom Ptomey
\$40 – Steve Konizer

Meeting was adjourned at 8:30 p.m.

Respectfully submitted, Christine Carlantonio

NEXT MEETING DATE – TUESDAY, MAY 2, 2005

Vette Shopper

<p>SPICER-MULLIKIN FUNERAL HOMES, INC.</p> <p>3 Locations: New Castle • Newark • Delaware City 302/328-2213 or 302/368-9500</p>	<p><i>Compliments of Harvey C. Smith, Jr.</i></p> 
--	--

For Sale: Totaled 2003 Anniversary Corvette - Restoration or parts car for only \$15,000.00 Call Dan DeRitis - Cell: 215-704-5902 Home: 610-361-2921

For Sale: 1999 Corvette - Lt. Pewter, 17K miles, auto, HUD, black int. 2001 5-star rims, Bose stereo, Garaged kept, \$25,000 OBO Call Shaun Donovan at 302-683-9182



For Sale: 1999 Corvette – Magnetic Red Grey Interior, chrome wheels 29K miles, auto, glass top, heads-up display. Loaded, excellent condition, Garage kept, \$26,500 call 302-993-1261
Also...for Sale ...1990 Coupe painted top, excellent condition, only \$250

A. A. A. D. D. - Age Activated Attention Deficit Disorder. This is how it manifests:

I decide to wash my car. As I start toward the garage, I notice that there is mail on the hall table. I decide to go through the mail before I wash the car.

I lay my car keys down on the table, put the junk mail in the trash can under the table, and notice that the trash can is full. So, I decide to put the bills back on the table and take out the trash first.

But then I think, since I'm going to be near the mailbox when I take out the trash anyway, I may as well pay the bills first. I take my checkbook off the table, and see that there is only one check left.

My extra checks are in my desk in the study, so I go to my desk where I find the can of Coke that I had been drinking. I'm going to look for my checks, but first I need to push the Coke aside so, that I don't accidentally knock it over.

I see that the Coke is getting warm, and I decide I should put it in the refrigerator to keep it cold. As I head toward the kitchen with the coke a vase of flowers on the counter catches my eye -- they need to be watered.

I set the Coke down on the counter, and I discover my reading glasses that I've been searching for all morning. I decide I better put them back on my desk, but first I'm going to water the flowers.

I set the glasses back down on the counter, fill a container with water and suddenly I spot the TV remote. Someone left it on the kitchen table. I realize that tonight when we go to watch TV, I will be looking for the remote, but I won't remember that it's on the kitchen table, so I decide to put it back in the den where it belongs, but first I'll water the flowers.

I splash some water on the flowers, but most of it spills on the floor. So, I set the remote back down on the table, get some towels and wipe up the spill.

Then I head down the hall trying to remember what I was planning to do.

At the end of the day: the car isn't washed, the bills aren't paid, there is a warm can of Coke sitting on the counter, the flowers aren't watered, there is still only one check in my checkbook, I can't find the remote, I can't find my glasses, and I don't remember what I did with the car keys.

Then when I try to figure out why nothing got done today, I'm really baffled because I know I was busy all day long, and I'm really tired.

I realize this is a serious problem, and I'll try to get some help for it,

But first I'll check my e-mail.

GROWING OLDER IS MANDATORY. GROWING UP IS OPTIONAL, LAUGHING AT YOURSELF IS THERAPEUTIC!

May 2005

TO:

FIRST CLASS MAIL

CCND NEWS
P.O. BOX 10103
Wilmington, DE.
19850-0103



*The Corvette Club of Northern Delaware was
Established in 1973 and is a member of
The National Council of Corvette Clubs*



Check out our web site @ www.vetteclub.org